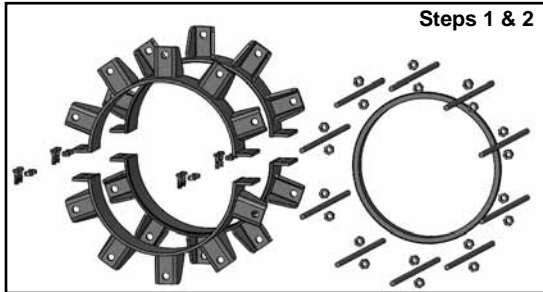


Installation Instructions For The Ford Style FBC Pipe Bell Joint Leak Clamp 14"-36"

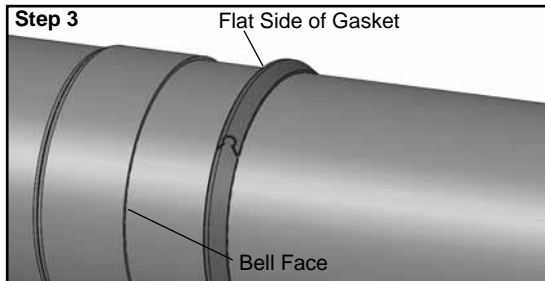
For used on caulked or gasketed ductile iron pipe, C905 PVC, and Standard Steel Sized PVC.

Refer to the Ford website (<http://www.fordmeterbox.com>) for additional and most recent instructions and product information.

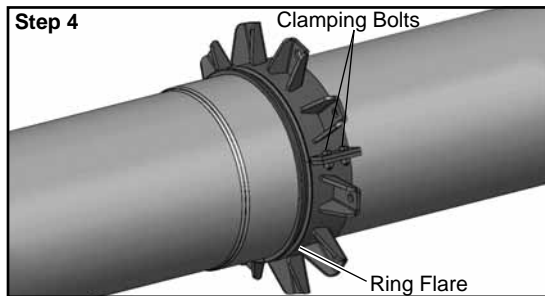


Step 1. Check to ensure you have the proper size FBC bell joint leak clamp for your pipe.

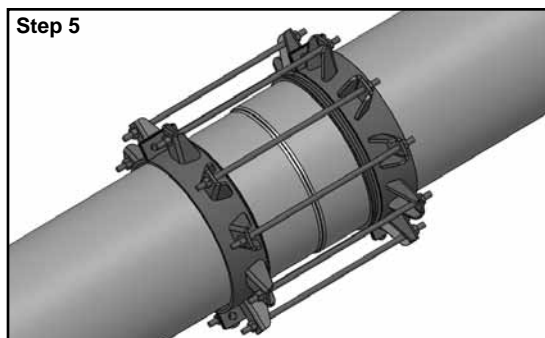
Step 2. Thoroughly clean the pipe surface and bell face of the bell and spigot joint. If repairing a caulked joint, make certain you have a smooth, flat surface for a proper water-tight seal, caulking should not extend past the bell face.



Step 3. Lubricate the gasket for best results. Install the gasket around the pipe and lock the ends together. The flat side of the gasket should be positioned against the bell face.



Step 4. Loosely assemble (do not tighten the bolts) two ring sections on the spigot side of the pipe with the 1/2" clamping nuts & bolts provided. The flare side of the assembled ring should face the tapered side of the gasket. Assemble the other two ring sections together on the bell side in the same manner.



Step 5. Position all of the 5/8" tie rods through the holes in the ring sections. Loosely assemble the nuts to the tie-rods. After all the tie-rods and nuts are in position, push the ring assembly on the spigot side firmly against the gasket and the gasket against the bell face. Uniformly tighten all of the 1/2" clamping nuts evenly to 50 ft-lbs. Uniformly tighten all 5/8" nuts evenly to 70 ft-lbs. Alternating 180° between opposed rods will ensure even torque values and uniform gasket compression. The use of a torque wrench is highly recommended and required to ensure proper torque. Re-check for proper torque after 10-15 minutes and before backfill.

Warning: This product does not restrain axial pipe movement.



The Ford Meter Box Co., Inc. 775 Manchester Avenue, P.O. Box 443, Wabash, Indiana, USA 46992-0443
Telephone: 260-563-3171 FAX: 800-826-3487 Overseas FAX: 260-563-0167 <http://www.fordmeterbox.com>