

NEED TO REPLACE A COUPLING?

Ford's Cut-In Style Coupling is the Ideal Choice

The Ford FRR Style Cut-in Coupling is a simple and popular choice for replacing a leaking coupling or for joining pipe where it would be difficult to add a new pipe section. The three-piece FRR coupling easily disassembles, allowing for a quick and solid installation.



Available in sizes 4"-12", the Ford FRR is designed for joining pipe where the gap between the pipe ends is greater than normal or where a solid body coupling would not easily install.

The FRR Cut-in Coupling is in stock and available with a variety of optional fasteners, including stainless and Blue Fluorocarbon. Contact The Ford Meter Box Company or your local Ford distributor for more information.

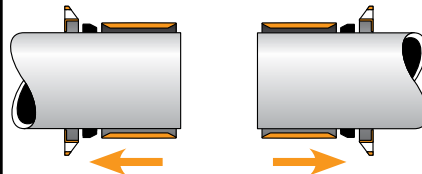
Easy Installation

1.



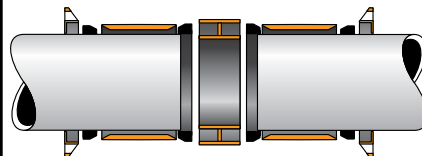
1. Clean each end of the pipe to ensure a watertight seal.

2.



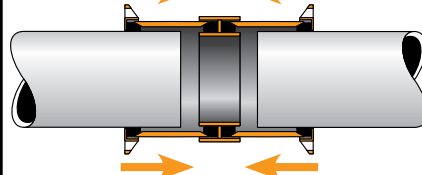
2. Slide the two end rings, end ring gaskets and sleeves over the exposed ends of the pipes as shown.

3.



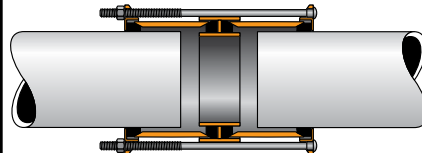
3. Place the cut-in sleeve gaskets and cut-in sleeve into position.

4.



4. Slide the end rings, end ring gaskets and sleeves toward the cut-in sleeve.

5.



5. Insert the bolts and tighten nuts.

