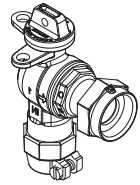
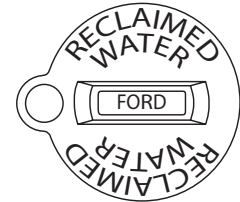
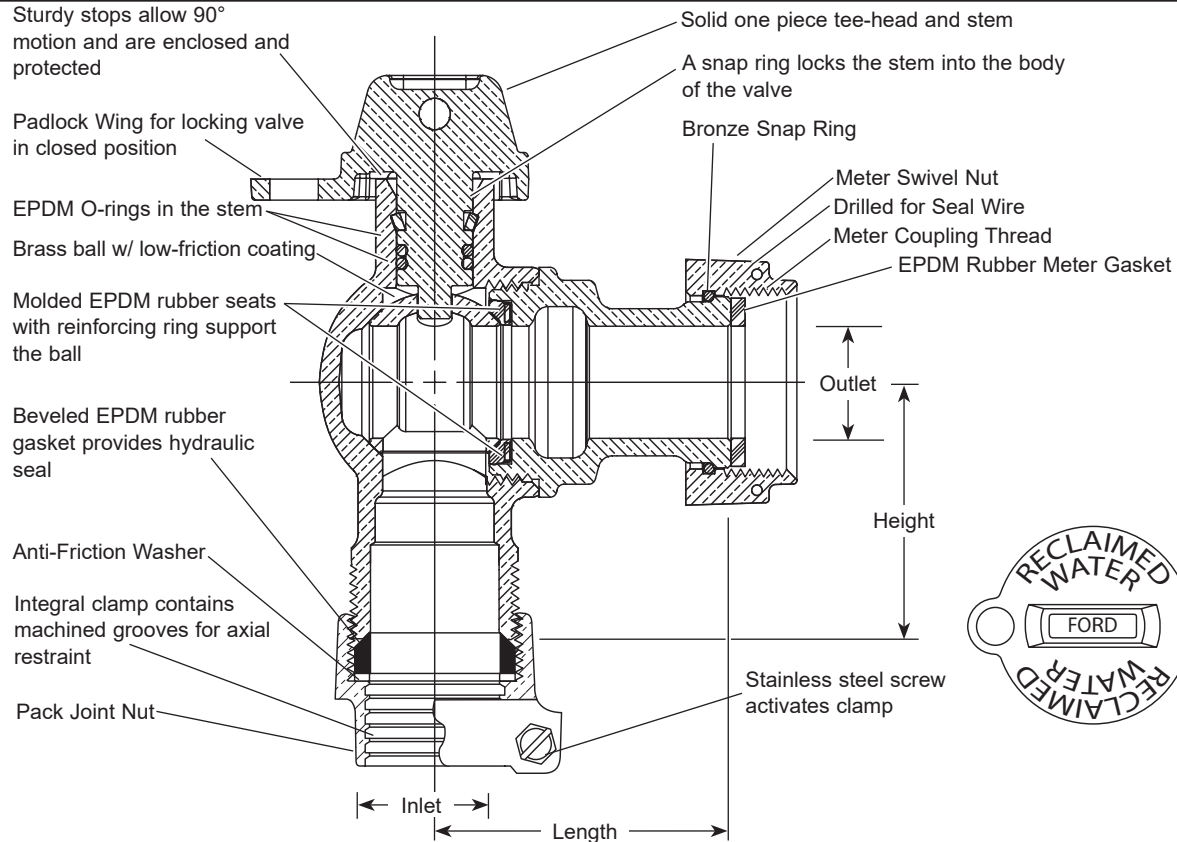


# SUBMITTAL INFORMATION

## Reclaimed Angle Ball Meter Valves - (BARW43-xxxW-NL style)



### PACK JOINT FOR COPPER OR PLASTIC TUBING (CTS) INLET BY METER SWIVEL NUT OUTLET



VALVE SIZE	SERVICE LINE SIZE INLET	METER SIZE OUTLET	LENGTH	HEIGHT	APPROX. Wt. LBS	PART NUMBER	✓ SUBMITTED ITEM(S)
5/8"	3/4"	5/8"x3/4" & 3/4"	1-45/64"	2"	1.7	BARW43-232W-NL	
3/4"	3/4"	5/8"	2-9/32"	1-7/8"	2.1	BARW43-331W-NL	
3/4"	3/4"	5/8"x3/4" & 3/4"	2-19/64"	1-7/8"	2.2	BARW43-332W-NL	
3/4"	3/4"	1"	1-63/64"	1-7/8"	2.4	BARW43-334W-NL	
3/4"	1"	5/8"x3/4" & 3/4"	2-19/64"	2-7/32"	2.4	BARW43-342W-NL	
1"	1"	1"	2-43/64"	2-29/64"	3.5	BARW43-444W-NL	

**Note:** Ford recommends using insert stiffeners with plastic pipe or tubing.

**Note:** 5/8" ball valves do not have a reinforced seat.

### FEATURES

- All brass that comes in contact with potable water conforms to AWWA Standard C800 (ASTM B584, UNS C89833)
- The product has the letters "NL" cast into the main body for lead-free identification
- Brass components that do not come in contact with potable water conform to AWWA Standard C800 (ASTM B62 and ASTM B584, UNS C83600, 85-5-5-5)
- Ends are integral or secured with adhesive to prevent unintentional disassembly
- Hole for attaching handle is provided in tee-head
- 300 PSI working pressure
- Padlock wing for locking valve in closed position
- Conforms to AWWA C700 for meter threads
- "Reclaimed Water" is embossed in the tee-head

**Note:** Recommended for inlet side shut-off.

The Ford Meter Box Company considers the information in this submittal form to be correct at the time of publication. Item and option availability, including specifications, are subject to change without notice. Please verify that your product information is current.



### The Ford Meter Box Company, Inc.

P.O. Box 443, Wabash, Indiana U.S.A. 46992-0443

Phone: 260-563-3171 / Fax: 800-826-3487

Overseas Fax: 260-563-0167

www.fordmeterbox.com

05/18/18

Submitted By: