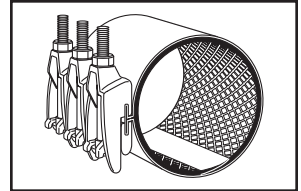


# SUBMITTAL INFORMATION

## Repair Clamps - (F1-xxxx-Length-U style)

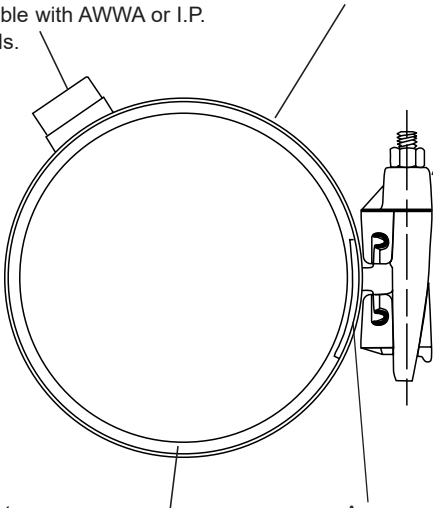


### STAINLESS STEEL REPAIR CLAMPS WITH DUCTILE IRON LUGS

**Optional Stainless Taps**  
Type 304 stainless steel TIG welded to band. Available with AWWA or I.P. threads.

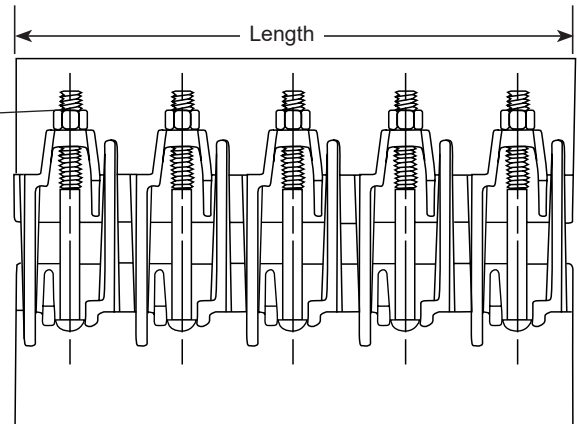
**Band**  
Type 304 stainless steel

**Lugs**  
Ductile Iron per ASTM A536  
Finish: E-coat epoxy



**Nuts and Bolts**  
High strength, low alloy steel per ASTM A242 and AWWA C111/A21.11. Nuts are fluorocarbon coated.

**Optional**  
304 Stainless Steel Bolts and Nuts



**Gasket**  
Gridded Virgin SBR compounded for water service, per ASTM D2000. NBR (Buna-N) is available as optional material.

**Armor**  
Type 304 heavy gauge stainless steel, mold bonded into the gasket to ensure uniform compression against the pipe

#### OUTLET THREAD TAP CODE

CC (AWWA) Thread		IP Thread	
THREAD	CODE NUMBER	THREAD	CODE No.
3/4" CC	-CC3	3/4" IP	-IP3
1" CC	-CC4	1" IP	-IP4
1-1/4" CC	-CC5	1-1/4" IP	-IP5
1-1/2" CC	-CC6	1-1/2" IP	-IP6
2" CC	-CC7	2" IP	-IP7

NOM. PIPE SIZE	PIPE O.D. RANGE (IN.)	LENGTH AND APPROXIMATE WEIGHT (LBS.)						BOLT SIZE	BAND THICKNESS	CATALOG NUMBER	✓ SUBMITTED ITEM(S)
		7.5"	10"	12.5"	15"	20"	30"				
10"	10.10 - 10.50	16	21	26	31	41	62	5/8" x 6-1/2"	20 GA.	F1-1050-Length-U	
	10.60 - 11.04									F1-1104-Length-U	
	11.04 - 11.44									F1-1144-Length-U	
	11.34 - 11.74									F1-1174-Length-U	
	11.75 - 12.15									F1-1215-Length-U	
12"	12.00 - 12.40	17	22	28	33	44	67			F1-1240-Length-U	
	12.10 - 12.50									F1-1250-Length-U	
	12.60 - 13.02									F1-1302-Length-U	
	13.10 - 13.50									F1-1350-Length-U	
	13.40 - 13.80	18	23	29	35	46	70			F1-1380-Length-U	
	13.70 - 14.10									F1-1410-Length-U	
	14.00 - 14.40									F1-1440-Length-U	
	Number of Bolts									3	4

#### FEATURES

- Drop-in bolt design allows bolts to remain attached - no loose parts to lose in the ditch
- Also available in two- and three- section clamps for a wider range of pipe sizes and tolerances
- Optional outlet taps are available for repair of service line pull-outs. Add tapping code to catalog number
- All welds are fully passivated to restore corrosion resistant characteristics of stainless steel
- Removable lugs
- Certified to ANSI/NSF Standard 61

The Ford Meter Box Company considers the information in this submittal form to be correct at the time of publication. Item and option availability, including specifications, are subject to change without notice. Please verify that your product information is current. Our standard warranty applies.



**The Ford Meter Box Company, Inc.**  
P.O. Box 443, Wabash, Indiana U.S.A. 46992-0443  
Phone: 260-563-3171 / Fax: 800-826-3487  
Overseas Fax: 260-563-0167  
www.fordmeterbox.com

04/24/24

Submitted By: