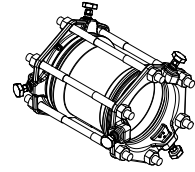
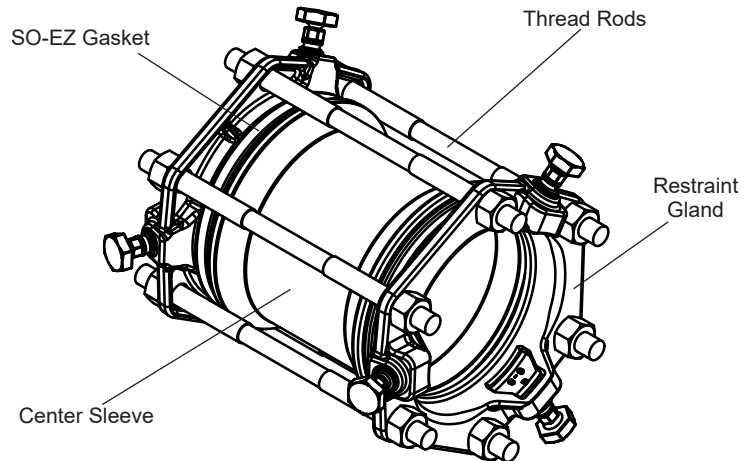
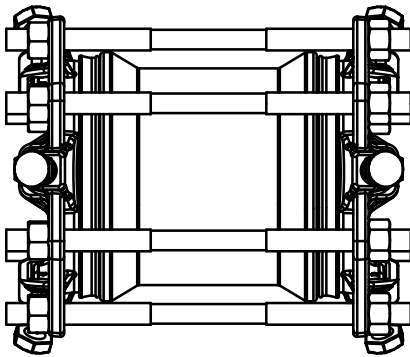


SUBMITTAL INFORMATION

Restrained Coupling for Ductile Iron Pipe - (RCDD-x-J-I style)



4" - 12" STYLE RCDD FOR JOINING DUCTILE IRON PIPE OF THE SAME NOMINAL SIZE
WITH 316 STAINLESS STEEL HARDWARE



NOMINAL PIPE SIZE	PIPE O.D. RANGE (INCHES)	PIPE O.D. RANGE (MM)	SLEEVE LENGTH	DEGREES DEFLECTION	NO. OF RODS	SIZE OF RODS	APPROX. WT. LBS	PART NUMBER	✓ SUBMITTED ITEM(S)
4"	4.80	121.9	7-1/2"	5°	4	3/4" x 14"	28	RCDD-4-J-I	
6"	6.90	175.3	7-1/2"	5°	6	3/4" x 14"	43	RCDD-6-J-I	
8"	9.05	229.9	7-1/2"	5°	6	3/4" x 14"	51	RCDD-8-J-I	
10"	11.10	281.9	7-1/2"	5°	8	3/4" x 14"	72	RCDD-10-J-I	
12"	13.20	335.3	7-1/2"	5°	8	3/4" x 14"	78	RCDD-12-J-I	

FEATURES

- Center Sleeve - Ductile iron per ASTM A536, Grade 65-45-12, fusion bonded epoxy coating
- Restraint Gland Ends - Ductile iron per ASTM A536, Grade 65-45-12, black e-coat
- Double End Rod & Nuts - Type 316 stainless steel per ASTM A193 and A194
- Gaskets - SO-EZ gaskets, pre-lubricated NBR (Buna-N) rubber to accommodate listed ranges.
- Stab fit, no disassembly required
- Rated at 350 psi with a minimum 2:1 safety factor
- Complies with AWWA C219

The Ford Meter Box Company considers the information in this submittal form to be correct at the time of publication. Item and option availability, including specifications, are subject to change without notice. Please verify that your product information is current. Our standard warranty applies.



The Ford Meter Box Company, Inc.
P.O. Box 443, Wabash, Indiana U.S.A. 46992-0443
Phone: 260-563-3171 / Fax: 800-826-3487
Overseas Fax: 260-563-0167
www.fordmeterbox.com

10/28/21

Submitted By: