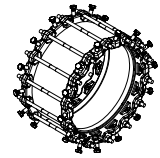
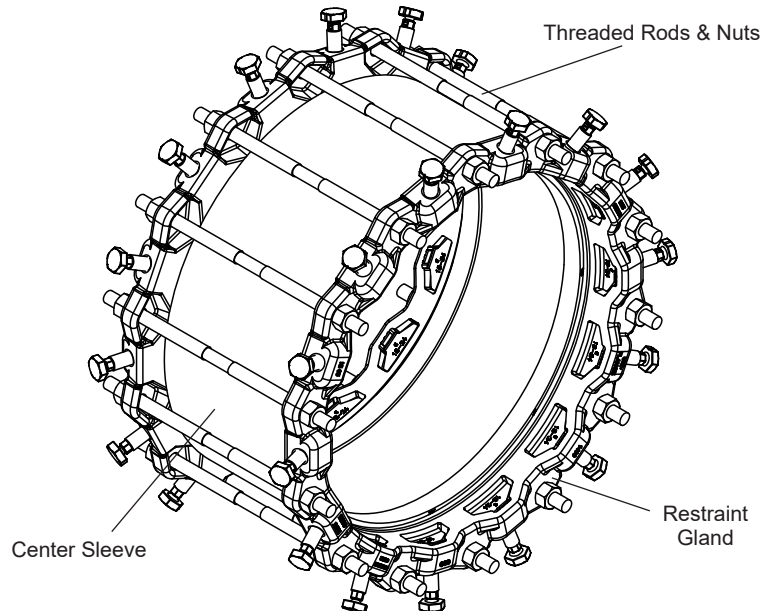
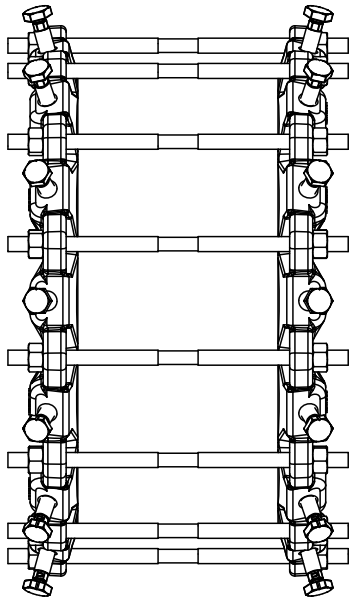


SUBMITTAL INFORMATION

Restrained Coupling for Ductile Iron Pipe - (RCDD-xx-Z-U style)



RESTRAINED COUPLING FOR DUCTILE IRON PIPE WITH 316 STAINLESS STEEL HARDWARE



NOMINAL PIPE SIZE	PIPE O.D. RANGE (INCHES)	SLEEVE LENGTH	DEGREES DEFLECTION	No. OF RODS	SIZE OF RODS	APPROX. WT. LBS	PART NUMBER	✓ SUBMITTED ITEM(S)
10"	11.10	7"	5°	6	3/4" x 17"	130	RCDD-10-Z-U	
12"	13.20	7"	5°	8	3/4" x 17"	150	RCDD-12-Z-U	
14"	15.30	10"	3°	10	3/4" x 17"	173	RCDD-14-Z-U	
16"	17.40	10"	3°	12	3/4" x 17"	200	RCDD-16-Z-U	
18"	19.50	10"	3°	12	3/4" x 17"	230	RCDD-18-Z-U	
20"	21.60	10"	3°	14	3/4" x 17"	260	RCDD-20-Z-U	
24"	25.80	10"	3°	16	3/4" x 17"	320	RCDD-24-Z-U	
30"	32.00	10"	1°	20	1" x 20"	580	RCDD-30-Z-U	
36"	38.30	10"	1°	24	1" x 20"	654	RCDD-36-Z-U	

FEATURES

- Center Sleeve - Carbon steel per ASTM A36, fusion bonded epoxy coating
- Restraint Gland Ends - Ductile iron per ASTM A536, Grade 65-45-12, e-coat epoxy
- Double End Rod & Nuts - Type 316 stainless steel per ASTM A193 and A194
- Gaskets - SBR Rubber per ASTM D2000
- Rated at 350 psi for 10"-16" and 250 psi for 18"-36" with a minimum 2:1 safety factor, not to exceed pressure rating of pipe
- Complies with AWWA C219
- Certified to NSF/ANSI 61

The Ford Meter Box Company considers the information in this submittal form to be correct at the time of publication. Item and option availability, including specifications, are subject to change without notice. Please verify that your product information is current. Our standard warranty applies.



The Ford Meter Box Company, Inc.
P.O. Box 443, Wabash, Indiana U.S.A. 46992-0443
Phone: 260-563-3171 / Fax: 800-826-3487
Overseas Fax: 260-563-0167
www.fordmeterbox.com

10/11/23

Submitted By: