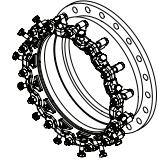
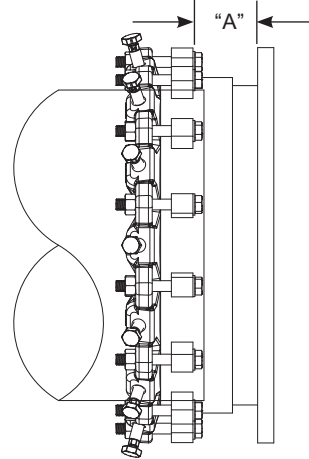
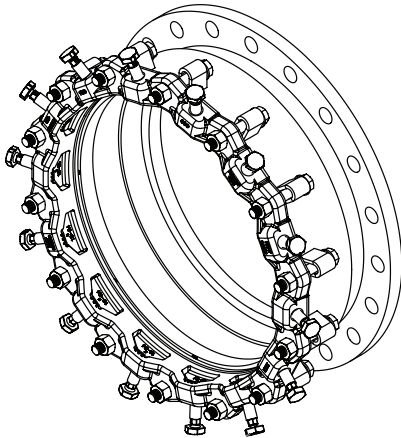


SUBMITTAL INFORMATION

Restrained Flange Adapter - (RFAD-xxxx-FxxE-U style)



RESTRAINED ADAPTER FOR CONVERTING PLAIN END PIPE TO A FLANGE CONNECTION
FOR DUCTILE IRON PIPE WITH EPOXY COATING



NOM. PIPE SIZE (IN.)	PIPE OD (IN.)	PART NUMBER	NUMBER OF RESTRAINT WEDGES	BOLT SIZE (IN.)	BOLT QTY	*MINIMUM PIPE INSERTION (IN.)	ANCHOR LOOP TO FLANGE "A" (IN.)	MAX. DEFLECTION ALLOWANCE	APPROX. WT. LBS	✓ SUBMITTED ITEM(S)
14	15.30	RFAD-1530-F14E-U	10	3/4 x 5-1/2	10	4-3/8	7-3/4	3°	135	
16	17.40	RFAD-1740-F16E-U	12	3/4 x 5-1/2	12	4-7/16	7-3/4	3°	170	
18	19.50	RFAD-1950-F18E-U	12	3/4 x 5-1/2	12	4-1/2	7-3/4	3°	185	
20	21.60	RFAD-2160-F20E-U	14	3/4 x 5-1/2	14	4-9/16	7-3/4	3°	215	
24	25.80	RFAD-2580-F24E-U	16	3/4 x 5-1/2	16	4-3/4	9-1/4	3°	275	
30	32.00	RFAD-3200-F30E-U	20	1 x 6	20	5-7/16	9-1/4	1°	550	
36	38.30	RFAD-3830-F36E-U	24	1 x 6	24	5-7/16	10-1/4	1°	680	

*Not accounting for beveled, unsquare or deflected pipe ends

FEATURES

- Sleeve - Carbon steel per ASTM A36
- Flange - Class F AWWA C207
- Restraint gland - Ductile iron per ASTM A536, black e-coat applied epoxy
- Restraint actuating screws and wedges - Ductile iron per ASTM A536 with auto-tork break away head design, black e-coat applied epoxy
- Bolts and nuts - High strength, low alloy steel per ASTM A242 and AWWA C111
- Gasket - SBR rubber per ASTM D2000
- Finish - Fusion bonded epoxy coating
- Rated at 250 PSI
- Certified to ANSI/NSF 61

The Ford Meter Box Company considers the information in this submittal form to be correct at the time of publication. Item and option availability, including specifications, are subject to change without notice. Please verify that your product information is current. Our standard warranty applies.



The Ford Meter Box Company, Inc.

P.O. Box 443, Wabash, Indiana U.S.A. 46992-0443

Phone: 260-563-3171 / Fax: 800-826-3487

Overseas Fax: 260-563-0167

www.fordmeterbox.com

04/02/25

Submitted By: