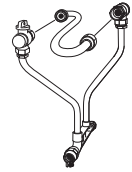


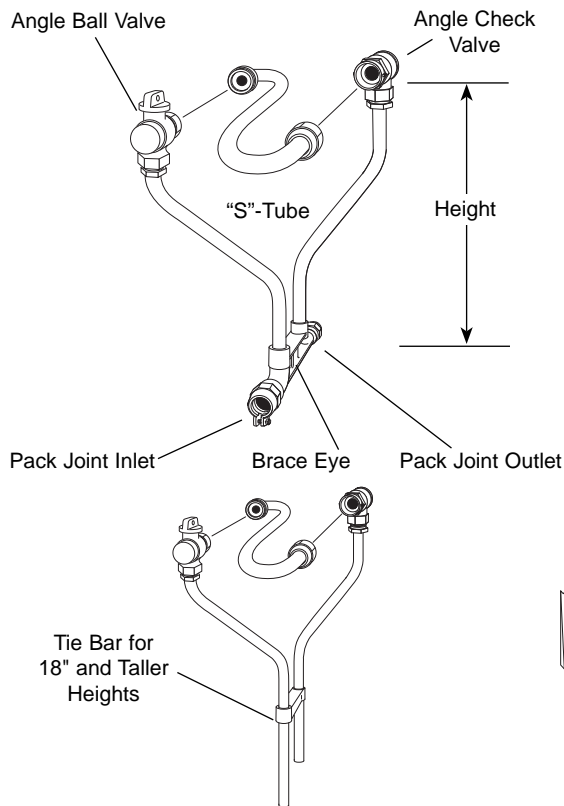
SUBMITTAL INFORMATION

70 Series Tandem Coppersetter - (TVBH72-xxW-66-xx-NL style)



ANGLE BALL VALVE BY ANGLE CHECK VALVE (5/8" X 3/4" METER)

PACK JOINT FOR POLYETHYLENE PIPE (PEP) INLET AND OUTLET

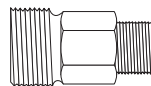


Coppersetter Part Number

HEIGHT (INCHES)	APPROX. WT. LBS.	CATALOG NUMBER (INSERT SERVICE LINE CONN. SIZE)	✓ SUBMITTED ITEM(S)
7	7.1	TVBH72-7W-66-xx-NL	
9	7.3	TVBH72-9W-66-xx-NL	
12	7.5	TVBH72-12W-66-xx-NL	
15	7.7	TVBH72-15W-66-xx-NL	
18	8.4	TVBH72-18W-66-xx-NL	
21	8.6	TVBH72-21W-66-xx-NL	
24	8.9	TVBH72-24W-66-xx-NL	
27	9.1	TVBH72-27W-66-xx-NL	
30	9.4	TVBH72-30W-66-xx-NL	
33	9.7	TVBH72-33W-66-xx-NL	
36	9.9	TVBH72-36W-66-xx-NL	
39	10.2	TVBH72-39W-66-xx-NL	
42	11.3	TVBH72-42W-66-xx-NL	

Adapters for Regulator (MIP by Male Meter Thread)

CATALOG NUMBER	METER SIZE	ADAPTER LENGTH	APPROX. WT. LBS.
RA-2	5/8"x3/4"	2-1/16"	.8



Service Line Size

INLET	OUTLET	SERVICE LINE CONN. SIZE	✓ SUBMITTED ITEM(S)
3/4" (PEP) PJ Nut	3/4" (PEP) PJ Nut	33	
1" (PEP) PJ Nut	1" (PEP) PJ Nut	44	

Note: Ford recommends insert stiffeners when using plastic pipe or tubing

FEATURES

- All brass that comes in contact with potable water conforms to AWWA Standard C800 (UNS NO C89833)
- The product has the letters "NL" cast into the main body for proper identification
- Brass components that do not come in contact with potable water conform to AWWA Standard C800 (ASTM B-62 and ASTM B-584, UNS NO C83600 - 85-5-5-5)
- Bracing eye is standard on all 70 Series Coppersetters
- Tie bar is standard for 18" and taller Coppersetter heights (TVBH72 Series)
- 13/16" Copper Risers provide more flow capacity
- All Ford Setters are assembled with lead-free solder
- Unless specified otherwise, Tandem Coppersetters are designed to hold a water meter in series with a pressure regulator
- Tandem Coppersetters include an "S" tube and a pair of male iron pipe by male meter thread regulator adapters for holding a pressure regulator
- Copper conforms to ASTM B-75, Copper Alloy #122
- Optional Grip Joint Nut on service line connections, in place of Pack Joint Nut, add "-G" to end of catalog number
- Optional Quick Joint Nut on service line connections, in place of Pack Joint Nut, add "-Q" to end of catalog number

The Ford Meter Box Company considers the information in this submittal form to be correct at the time of publication. Item and option availability, including specifications, are subject to change without notice. Please verify that your product information is current.



The Ford Meter Box Company, Inc.

P.O. Box 443, Wabash, Indiana U.S.A. 46992-0443

Phone: 260-563-3171 / Fax: 800-826-3487

Overseas Fax: 260-563-0167

<http://www.fordmeterbox.com>

02/27/13

Submitted By: