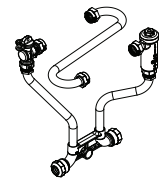


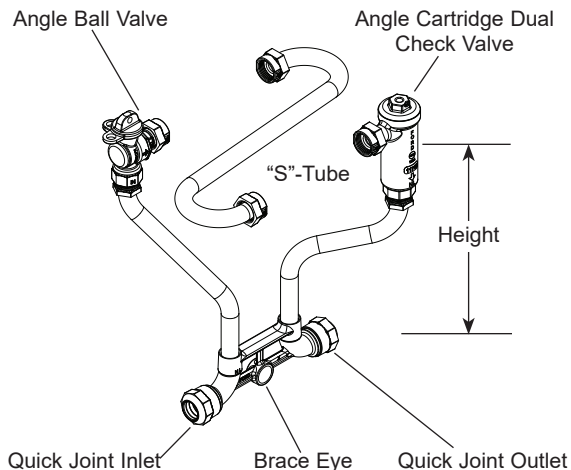
# SUBMITTAL INFORMATION

## 70 Series Tandem Coppersetter - (TVBHC71-xxW-44-xx-Q-NL style)



ANGLE BALL VALVE BY ANGLE CARTRIDGE DUAL CHECK VALVE (5/8" METER)

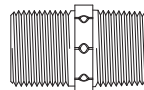
QUICK JOINT FOR COPPER OR PLASTIC TUBING (CTS) INLET AND OUTLET



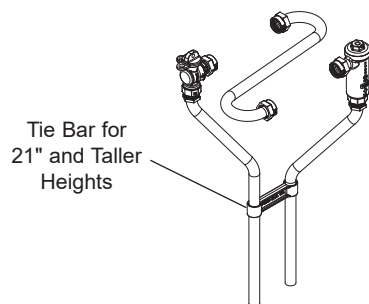
### Coppersetter Part Number

HEIGHT (INCHES)	APPROX. WT. LBS.	CATALOG NUMBER (INSERT SERVICE LINE CONN. SIZE)	✓ SUBMITTED ITEM(S)
9	7.3	TVBHC71-9W-44-xx-Q-NL	
12	7.5	TVBHC71-12W-44-xx-Q-NL	
15	7.7	TVBHC71-15W-44-xx-Q-NL	
18	8.4	TVBHC71-18W-44-xx-Q-NL	
21	8.6	TVBHC71-21W-44-xx-Q-NL	
24	8.9	TVBHC71-24W-44-xx-Q-NL	
27	9.1	TVBHC71-27W-44-xx-Q-NL	
30	9.4	TVBHC71-30W-44-xx-Q-NL	
33	9.7	TVBHC71-33W-44-xx-Q-NL	
36	9.9	TVBHC71-36W-44-xx-Q-NL	
39	10.2	TVBHC71-39W-44-xx-Q-NL	
42	11.3	TVBHC71-42W-44-xx-Q-NL	

### Adapters for Regulator (MIP by Male Meter Thread)



CATALOG NUMBER	METER SIZE	ADAPTER LENGTH	APPROX. WT. LBS.
RA-1-NL	5/8"	1-7/8"	.8



### Service Line Size

INLET	OUTLET	SERVICE LINE CONN. SIZE	✓ SUBMITTED ITEM(S)
3/4" (CTS) QJ Nut	3/4" (CTS) QJ Nut	33	
1" (CTS) QJ Nut	1" (CTS) QJ Nut	44	

**Note:** Ford recommends insert stiffeners when using plastic pipe or tubing

### FEATURES

- All brass that comes in contact with potable water conforms to AWWA Standard C800 (ASTM B584, UNS C89833)
- The product has the letters "NL" cast into the main body for lead-free identification
- Brass components that do not come in contact with potable water conform to AWWA Standard C800 (ASTM B62 and ASTM B584, UNS C83600, 85-5-5-5)
- Certified to NSF/ANSI Standard 61 and NSF/ANSI Standard 372 where applicable
- Copper conforms to ASTM B75 or B88, UNS C12200
- All Ford® Setters are assembled with lead-free solder
- Bracing eye is standard on all 70 Series Coppersetters
- Tie bar is standard for 21" and taller Coppersetter heights (TVBHC71 Series)
- 13/16" copper risers provide more flow capacity
- Unless specified otherwise, Tandem Coppersetters are designed to hold a water meter in series with a pressure regulator
- Tandem Coppersetters include an "S" tube and a pair of male iron pipe by male meter thread regulator adapters for holding a pressure regulator

The Ford Meter Box Company considers the information in this submittal form to be correct at the time of publication. Item and option availability, including specifications, are subject to change without notice. Please verify that your product information is current. Our standard warranty applies.



**The Ford Meter Box Company, Inc.**  
P.O. Box 443, Wabash, Indiana U.S.A. 46992-0443  
Phone: 260-563-3171 / Fax: 800-826-3487  
Overseas Fax: 260-563-0167  
www.fordmeterbox.com

03/18/22

Submitted By: