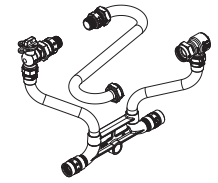


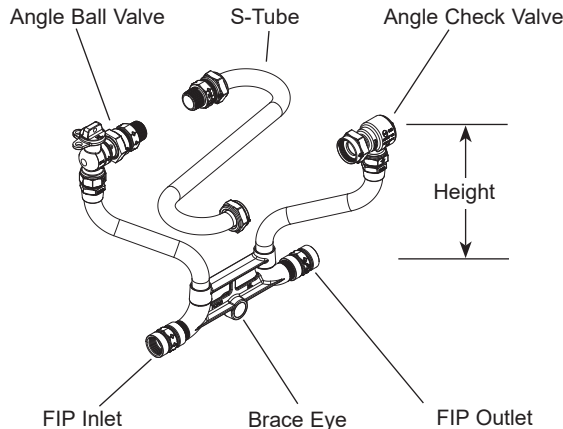
SUBMITTAL INFORMATION

70 Series Tandem Coppersetter - (TVBHH74-xxW-FF-44-AWT-NL style)



ANGLE BALL VALVE BY ANGLE DUAL CHECK VALVE (1" METER)

FEMALE IRON PIPE INLET AND OUTLET, ASSEMBLED WATERTIGHT

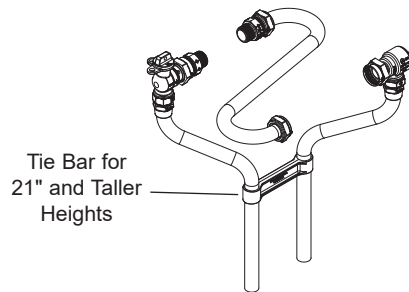
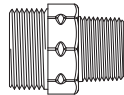


Coppersetter Part Number

HEIGHT (INCHES)	APPROX. WT. LBS.	CATALOG NUMBER	✓ SUBMITTED ITEM(s)
12	9.6	TVBHH74-12W-FF-44-AWT-NL	
15	9.9	TVBHH74-15W-FF-44-AWT-NL	
18	11.4	TVBHH74-18W-FF-44-AWT-NL	
21	11.7	TVBHH74-21W-FF-44-AWT-NL	
24	12.1	TVBHH74-24W-FF-44-AWT-NL	
27	12.4	TVBHH74-27W-FF-44-AWT-NL	
30	12.7	TVBHH74-30W-FF-44-AWT-NL	
33	13.0	TVBHH74-33W-FF-44-AWT-NL	
36	13.3	TVBHH74-36W-FF-44-AWT-NL	
39	13.6	TVBHH74-39W-FF-44-AWT-NL	
42	13.9	TVBHH74-42W-FF-44-AWT-NL	

Adapters for Regulator (MIP by Male Meter Thread)

CATALOG NUMBER	METER SIZE	ADAPTER LENGTH	APPROX. WT. LBS.
RA-4-NL	1"	2-1/4"	1.3



Service Line Size

INLET	OUTLET	SERVICE LINE CONN. SIZE	✓ SUBMITTED ITEM(s)
1" FIP	1" FIP	44	

FEATURES

- All brass that comes in contact with potable water conforms to AWWA Standard C800 (ASTM B584, UNS C89833)
- The product has the letters "NL" cast into the main body for lead-free identification
- Brass components that do not come in contact with potable water conform to AWWA Standard C800 (ASTM B62 and ASTM B584, UNS C83600, 85-5-5-5)
- Copper conforms to ASTM B75 or B88, UNS C12200
- All Ford® Setters are assembled with lead-free solder
- ASSE 1024 approved dual check valve
- Bracing eye is standard on all 70 Series Coppersetters
- Tie bar is standard for 21" and taller coppersetter heights (TVBHH74 Series)
- 1-1/8" copper risers provide more flow capacity
- Unless specified otherwise, tandem coppersetters are designed to hold a water meter in series with a pressure regulator
- Tandem coppersetters include an "S" tube and a pair of male iron pipes by male meter thread regulator adapters for holding a pressure regulator
- Ends are integral or secured with adhesive to prevent unintentional disassembly

The Ford Meter Box Company considers the information in this submittal form to be correct at the time of publication. Item and option availability, including specifications, are subject to change without notice. Please verify that your product information is current. Our standard warranty applies.



The Ford Meter Box Company, Inc.

P.O. Box 443, Wabash, Indiana U.S.A. 46992-0443

Phone: 260-563-3171 / Fax: 800-826-3487

Overseas Fax: 260-563-0167

www.fordmeterbox.com

12/17/25

Submitted By: