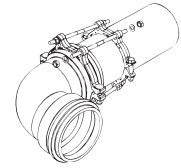


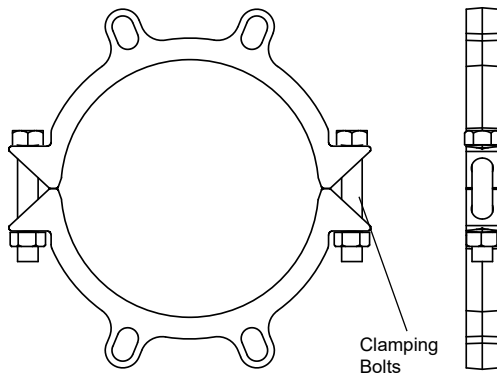
SUBMITTAL INFORMATION

Uni-Flange® Restraint - (UFR1360-C-xx-U style)

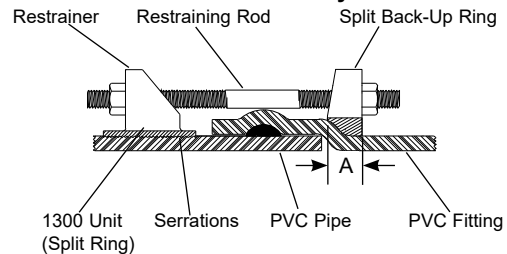


UNI-FLANGE 1360-C RESTRAINT HARNESS FOR PVC PIPE PRESSURE FITTINGS PIPE SIZES 10" - 12"

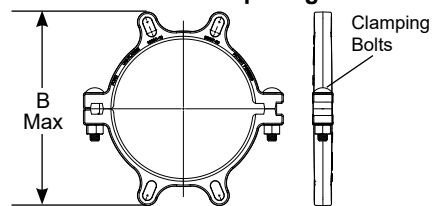
1300 Restraint



1360 Assembly



1360 Back-Up Ring



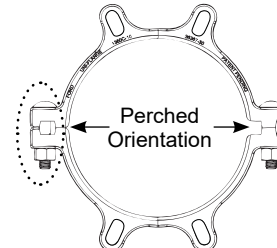
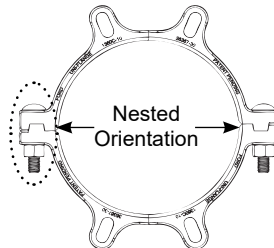
| NOM PIPE SIZE | OD (IN.) | CATALOG NUMBER | BACK-UP RING | | RESTRAINT RODS | RESTRAINT CLAMPING BOLTS | BACK-UP RING CLAMPING BOLTS | APPROX. WT. LBS. | ✓ SUBMITTED ITEMS |
|---------------------|-------------|----------------|--------------|---------|-------------------|-----------------------------|--------------------------------|---------------------|----------------------|
| | | | A | *B MAX | | | | | |
| 10" | 11.10 | UFR1360-C-10-U | 1-3/4" | 19-3/8" | (4") 3/4" x 17" | (2) 7/8" x 5" | (2) 7/8" x 4-1/2" | 65.5 | |
| 12" | 13.20 | UFR1360-C-12-U | 2-1/2" | 22-1/2" | (4") 3/4" x 17" | (2) 7/8" x 5" | (2) 7/8" x 4-1/2" | 82.0 | |

* Max measurement when in perched position

Back-Up Ring Range and Orientation

| NOM. PIPE SIZE | LOW RANGE (NESTED) | MAX BELL CLEARANCE | HIGH RANGE (PERCHED) | MAX BELL CLEARANCE |
|-------------------|-----------------------|-----------------------|-------------------------|-----------------------|
| 10" | 12.00"-12.50" | 16.13" | 12.51"-13.00" | 16.63" |
| 12" | 14.25"-14.75" | 19.00" | 14.76"-15.50" | 19.75" |

Select the low or high range from this table that includes the measured bell run O.D. Orientate the back-up ring sections (nested or perched) as illustrated according to the selected range.



FEATURES

- Split ring restraint and split back-up ring cast of 65-45-12 grade ductile iron per ASTM A536 - Armorguard e-coat applied epoxy (NSF 61 approved)
- Rods (included) - High strength, low alloy steel per ANSI/AWWA C111/A21.11
- Side clamping nuts and bolts - Grade 5, zinc plated
- Rated at full-rated pressure of any class PVC pipe, minimum 2:1 safety factor
- Fits standard C907 fittings

The Ford Meter Box Company considers the information in this submittal form to be correct at the time of publication. Item and option availability, including specifications, are subject to change without notice. Please verify that your product information is current. Our standard warranty applies.



The Ford Meter Box Company, Inc.
P.O. Box 443, Wabash, Indiana U.S.A. 46992-0443
Phone: 260-563-3171 / Fax: 800-826-3487
Overseas Fax: 260-563-0167
www.fordmeterbox.com

08/26/20

Submitted By: