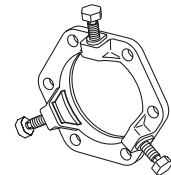


SUBMITTAL INFORMATION

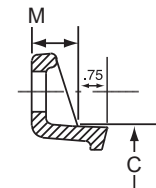
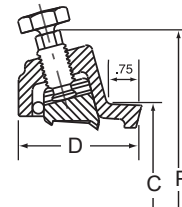
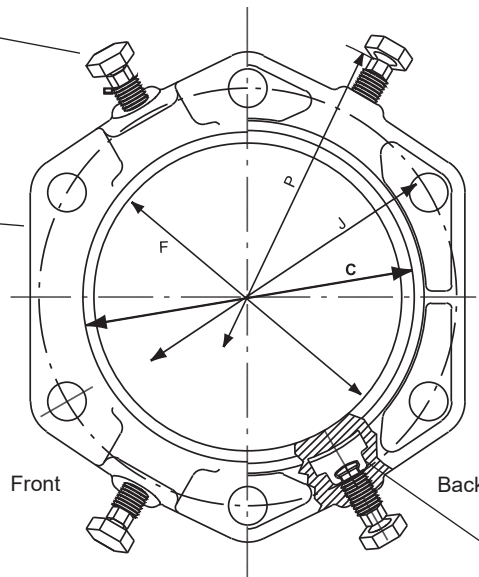
Uni-Flange® Restraint - (UFR1400-D-x-DER17-I style)



WEDGE ACTION SERIES 1400-D RESTRAINT GLAND (WITH 17" RESTRAINING RODS) FOR DUCTILE IRON PIPE

Ductile iron wedge actuating screw, with the Auto-Tork break-away head design, ensures proper torque during installation.

Gland body is of high strength ductile iron per ASTM A536, Grade 65-45-12. Compatible with all mechanical joints conforming to ANSI/AWWA C111/A21.11.



Wedges are ductile iron and heat treated to a hardness of 370 BHN minimum.

NOM. PIPE SIZE	O.D. (IN.)	CATALOG NUMBER	PRESSURE RATING (PSI)	RESTRAINING RODS		No. OF WEDGES	APPROX. WEIGHT (LBS.)	P* (IN.)	C (IN.)	D (IN.)	F (IN.)	M (IN.)	J (IN.)	No. OF BOLT HOLES	✓ SUBMITTED ITEM(S)
				No.	SIZE										
4"	4.80	UFR1400-D-4-DER17-I	150	2	3/4" x 17"	2	11.7	10.0	5.92	2.65	4.90	0.88	7.50	4	
6"	6.90	UFR1400-D-6-DER17-I	150	2	3/4" x 17"	3	14.7	12.1	8.02	2.65	7.00	0.88	9.50	6	
8"	9.05	UFR1400-D-8-DER17-I	150	2	3/4" x 17"	4	18.9	14.3	10.17	2.65	9.15	1.10	11.75	6	
10"	11.10	UFR1400-D-10-DER17-I	150	2	3/4" x 17"	6	28.4	16.3	12.22	2.75	11.20	1.10	14.00	8	
12"	13.20	UFR1400-D-12-DER17-I	150	2	3/4" x 17"	8	37.2	18.4	14.32	2.75	13.30	1.10	16.25	8	
14"	15.30	UFR1400-D-14-DER17-I	150	5	3/4" x 17"	10	46.0	20.9	16.40	3.00	15.50	1.50	18.75	10	
16"	17.40	UFR1400-D-16-DER17-I	150	6	3/4" x 17"	12	52.0	23.0	18.50	3.00	17.60	1.56	21.00	12	
18"	19.50	UFR1400-D-18-DER17-I	150	6	3/4" x 17"	12	69.0	25.8	20.60	3.05	19.70	1.65	23.25	12	

* Maximum O.D. of gland on pipe after wedges have been activated and break-away heads have been removed.

FEATURES

- Eliminates the need of costly and time consuming concrete thrust blocks and corrosion susceptible steel tie rods
- Auto-Tork wedge actuating screws assure proper installation
- Wedges are contoured to fit the pipe
- Gland, screws and segments are protected with black Armorguard e-coat
- Restraining rods (included) - High strength, low alloy steel per ANSI/AWWA C111/A21.11
- 2:1 safety factor at rated pressure
- FM Approved and UL Listed

The Ford Meter Box Company considers the information in this submittal form to be correct at the time of publication. Item and option availability, including specifications, are subject to change without notice. Please verify that your product information is current. Our standard warranty applies.



The Ford Meter Box Company, Inc.
P.O. Box 443, Wabash, Indiana U.S.A. 46992-0443
Phone: 260-563-3171 / Fax: 800-826-3487
Overseas Fax: 260-563-0167
www.fordmeterbox.com

09/28/22

Submitted By: