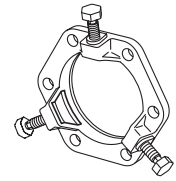


SUBMITTAL INFORMATION

Uni-Flange® Restraint - (UFR1400-DA-x-J-U100 style)



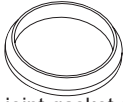
WEDGE ACTION SERIES 1400-D RESTRAINT GLAND FOR DUCTILE IRON PIPE WITH 316 STAINLESS STEEL ACCESSORIES AND NBR (BUNA-N) GASKET

Ductile iron wedge actuating screw, with the Auto-Tork break-away head design, ensures proper torque during installation.

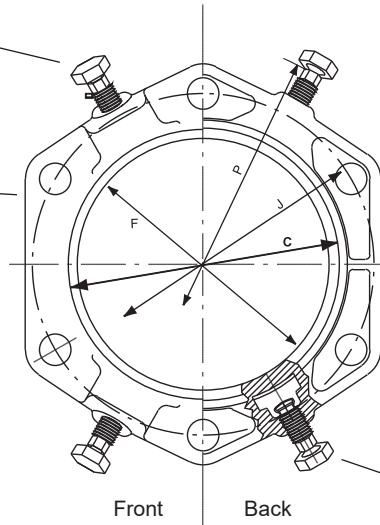
Gland body is of high strength ductile iron per ASTM A536, Grade 65-45-12. Compatible with all mechanical joints conforming to ANSI/AWWA C111/A21.11.



Type 316 stainless steel t-bolts and nuts

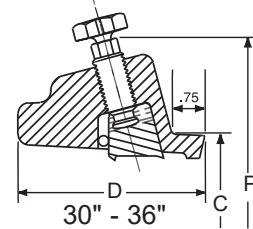


Mechanical joint gasket AWWA C111

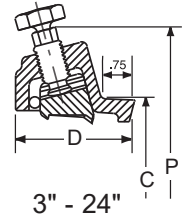


Front

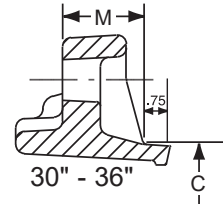
Back



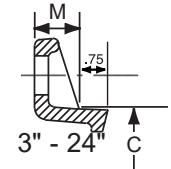
30" - 36"



3" - 24"



30" - 36"



3" - 24"

Wedges are ductile iron and heat treated to a hardness of 370 BHN minimum.

NOM. PIPE SIZE	O.D. (IN.)	CATALOG NUMBER	PRESSURE RATING (PSI)	NO. OF WEDGES	APPROX. WEIGHT (LBS.)	P* (IN.)	C (IN.)	D (IN.)	F (IN.)	M (IN.)	J (IN.)	✓ SUBMITTED ITEM(S)
3"	3.96	UFR1400-DA-3-J-U100	350	2	8.6	9.06	4.84	2.65	4.06	0.68	6.19	
4"	4.80	UFR1400-DA-4-J-U100	350	2	11.7	10.0	5.92	2.65	4.90	0.88	7.50	
6"	6.90	UFR1400-DA-6-J-U100	350	3	17.6	12.1	8.02	2.65	7.00	0.88	9.50	
8"	9.05	UFR1400-DA-8-J-U100	350	4	21.7	14.3	10.17	2.65	9.15	1.10	11.75	
10"	11.10	UFR1400-DA-10-J-U100	350	6	31.9	16.3	12.22	2.75	11.20	1.10	14.00	
12"	13.20	UFR1400-DA-12-J-U100	350	8	41.5	18.4	14.32	2.75	13.30	1.10	16.25	
14"	15.30	UFR1400-DA-14-J-U100	350	10	57.0	20.9	16.40	3.00	15.50	1.50	18.75	
16"	17.40	UFR1400-DA-16-J-U100	350	12	64.0	23.0	18.50	3.00	17.60	1.56	21.00	
18"	19.50	UFR1400-DA-18-J-U100	250	12	81.0	25.8	20.60	3.05	19.70	1.65	23.25	
20"	21.60	UFR1400-DA-20-J-U100	250	14	90.0	27.9	22.70	3.10	21.67	1.70	25.50	
24"	25.80	UFR1400-DA-24-J-U100	250	16	107.0	32.1	26.90	3.20	26.04	1.85	30.00	
30"	32.00	UFR1400-DA-30-J-U100	250	20	264.0	38.6	33.29	4.30	32.29	2.25	36.88	
36"	38.30	UFR1400-DA-36-J-U100	250	24	318.0	44.9	39.59	4.50	38.62	2.25	43.75	

* Maximum O.D. of gland on pipe after wedges have been activated and break-away heads have been removed.

FEATURES

- Eliminates the need of costly and time consuming concrete thrust blocks and corrosion susceptible steel tie rods
- Auto-Tork wedge actuating screws ensure proper installation
- Wedges are contoured to fit the pipe
- Type 316 stainless steel t-bolts and nuts per ASTM A193 and A194
- NBR (Buna-N) mechanical joint gasket (AWWA C111) 3"-24" sizes, NBR (Buna-N) Uni-Seal gasket 30" and 36" sizes
- Gland, screws and wedges are e-coated
- FM Approved (4"-12") and UL Listed (4"- 36")
- 100% manufactured in the United States of America

The Ford Meter Box Company considers the information in this submittal form to be correct at the time of publication. Item and option availability, including specifications, are subject to change without notice. Please verify that your product information is current. Our standard warranty applies.



The Ford Meter Box Company, Inc.
P.O. Box 443, Wabash, Indiana U.S.A. 46992-0443
Phone: 260-563-3171 / Fax: 800-826-3487
Overseas Fax: 260-563-0167
www.fordmeterbox.com

12/04/23

Submitted By: