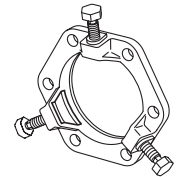


SUBMITTAL INFORMATION

Uni-Flange® Restraint (UFR1400-DA-x-RB-EPDM-U style)



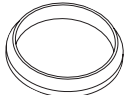
WEDGE ACTION SERIES 1400-D RESTRAINT GLAND FOR DUCTILE IRON PIPE WITH BLUE FLUOROCARBON-COATED ACCESSORIES AND EPDM GASKET

Ductile iron wedge actuating screw, with the Auto-Tork break-away head design, ensures proper torque during installation.

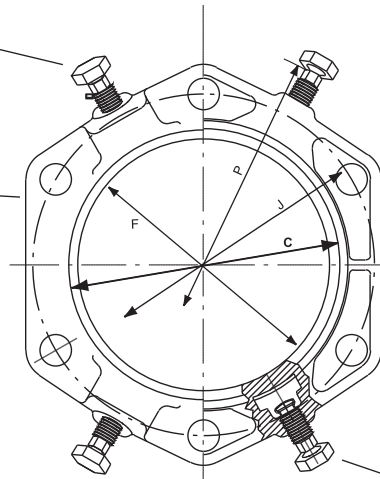
Gland body is of high strength ductile iron per ASTM A536, Grade 65-45-12. Compatible with all mechanical joints conforming to ANSI/AWWA C111/A21.11.



Blue Fluorocarbon Coated High strength low alloy T-bolts and nuts AWWA C111



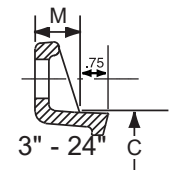
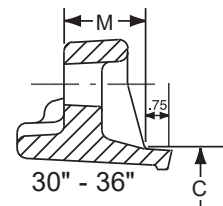
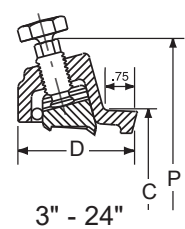
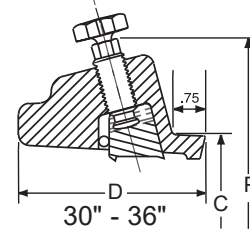
Mechanical joint gasket AWWA C111



Front

Back

Wedges are ductile iron and heat treated to a hardness of 370 BHN minimum.



NOM. PIPE SIZE	O.D. (IN.)	CATALOG NUMBER	PRESSURE RATING (PSI)	NO. OF WEDGES	APPROX. WEIGHT (LBS.)	P* (IN.)	C (IN.)	D (IN.)	F (IN.)	M (IN.)	J (IN.)	✓ SUBMITTED ITEM(S)
3	3.96	UFR1400-DA-3-RB-EPDM-U	350	2	8.6	9.06	4.84	2.65	4.06	0.68	6.19	
4	4.80	UFR1400-DA-4-RB-EPDM-U	350	2	11.7	10.0	5.92	2.65	4.90	0.88	7.50	
6	6.90	UFR1400-DA-6-RB-EPDM-U	350	3	17.6	12.1	8.02	2.65	7.00	0.88	9.50	
8	9.05	UFR1400-DA-8-RB-EPDM-U	350	4	21.7	14.3	10.17	2.65	9.15	1.10	11.75	
10	11.10	UFR1400-DA-10-RB-EPDM-U	350	6	31.9	16.3	12.22	2.75	11.20	1.10	14.00	
12	13.20	UFR1400-DA-12-RB-EPDM-U	350	8	41.5	18.4	14.32	2.75	13.30	1.10	16.25	
14	15.30	UFR1400-DA-14-RB-EPDM-U	350	10	57.0	20.9	16.40	3.00	15.50	1.50	18.75	
16	17.40	UFR1400-DA-16-RB-EPDM-U	350	12	64.0	23.0	18.50	3.00	17.60	1.56	21.00	
18	19.50	UFR1400-DA-18-RB-EPDM-U	250	12	81.0	25.8	20.60	3.05	19.70	1.65	23.25	
20	21.60	UFR1400-DA-20-RB-EPDM-U	250	14	90.0	27.9	22.70	3.10	21.67	1.70	25.50	
24	25.80	UFR1400-DA-24-RB-EPDM-U	250	16	107.0	32.1	26.90	3.20	26.04	1.85	30.00	
30	32.00	UFR1400-DA-30-RB-EPDM-U	250	20	264.0	38.6	33.29	4.30	32.29	2.25	36.88	
36	38.30	UFR1400-DA-36-RB-EPDM-U	250	24	318.0	44.9	39.59	4.50	38.62	2.25	43.75	

* Maximum O.D. of gland on pipe after wedges have been activated and break-away heads have been removed.

FEATURES

- Eliminates the need of costly and time consuming concrete thrust blocks and corrosion susceptible steel tie rods
- Auto-Tork wedge actuating screws assure proper installation
- Wedges are contoured to fit the pipe
- Set of high strength, low alloy t-bolts and nuts (AWWA C111), blue fluorocarbon coated
- Mechanical joint gasket (AWWA C111) 3"-24" sizes, Uni-Seal gasket 30" and 36" sizes
- Gland, screws and wedges are e-coated
- Restraining segments mechanically retained in pockets
- FM Approved (4"-12") and UL Listed (4"- 48")
- EPDM gasket per ASTM D2000

The Ford Meter Box Company considers the information in this submittal form to be correct at the time of publication. Item and option availability, including specifications, are subject to change without notice. Please verify that your product information is current. Our standard warranty applies.



The Ford Meter Box Company, Inc.
P.O. Box 443, Wabash, Indiana U.S.A. 46992-0443
Phone: 260-563-3171 / Fax: 800-826-3487
Overseas Fax: 260-563-0167
www.fordmeterbox.com

12/05/23

Submitted By: