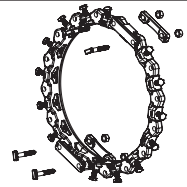


SUBMITTAL INFORMATION

Uni-Flange® Split Joint Restraint - (UFR1495-D-xx-I style)

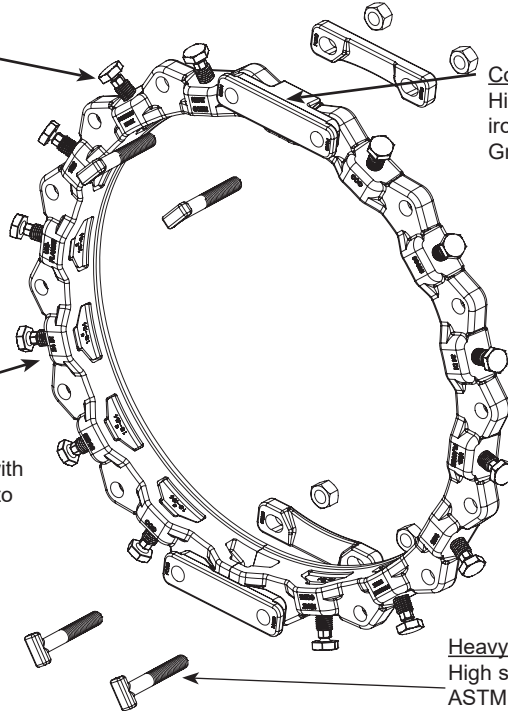


WEDGE ACTION SERIES 1495-D-XL SPLIT MID-SPAN RESTRAINT FOR DUCTILE IRON PIPE

Auto-Tork Actuating Screw
Ductile iron per ASTM
A536 Grade 65-45-12

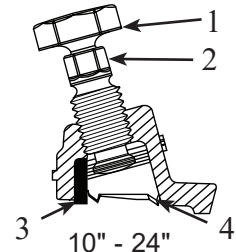
Connector Plates
High strength ductile
iron per ASTM A536
Grade 65-45-12

Split Gland
Ductile iron per ASTM A536
Grade 65-45-12, compatible with
mechanical joints conforming to
ANSI/AWWA C111/A21.11



Heavy Hex Nut and Tee Bolt
High strength, low alloy steel per
ASTM A242 or AWWA C111

WEDGE / ACTUATING SCREW DETAIL



Wedges

Ductile iron wedges are heat-treated
to a hardness of 370 BHN minimum

1. Auto-tork breakaway head,
1-1/4" across the flat (same as
3/4" heavy hex nut)
2. 5/8" hex-head, operating screw
3. Rubber spacer (positions
wedge during assembly)
4. Wedge

NOM. PIPE SIZE	PIPE O.D. (IN.)	NO. OF BOLTS HOLES	NO. OF WEDGES	PRESSURE RATING (PSI)	*MAX. BELL DIA. (IN.)	APPROX. WT. LBS.	CATALOG NUMBER	SUBMITTED ITEM(S)
10"	11.10	6	4	350	13.12	35.2	UFR1495-D-10-I	
12"	13.20	8	6	350	16.38	41.4	UFR1495-D-12-I	
14"	15.30	10	8	300	17.88	57.0	UFR1495-D-14-I	
16"	17.40	12	10	300	20.12	63.6	UFR1495-D-16-I	
18"	19.50	12	10	200	22.38	78.2	UFR1495-D-18-I	
20"	21.60	14	12	200	24.62	89.0	UFR1495-D-20-I	
24"	25.80	16	14	200	29.12	105.0	UFR1495-D-24-I	
30"	32.00	20	18	200	35.80	185.0	UFR1495-D-30-I	
36"	38.30	24	22	200	42.60	329.0	UFR1495-D-36-I	

* **Note:** Connecting rods **WILL NOT CLEAR** a pipe bell with a maximum diameter larger than the listed measurement. These maximum diameters do not include joint deflection. Confirm pipe bell diameter before ordering.

FEATURES

- Gland - Ductile iron per ASTM A536, grade 65-45-12
- Wedge actuating screws - Ductile iron per ASTM A536, grade 65-45-12
- Wedge - Ductile iron per ASTM A536 heat treated to hardness of 370 BHN minimum
- Heavy Hex Nuts and Tee-Bolts - High strength, low alloy steel per ASTM A242 or AWWA C111
- Coating - Black e-coat epoxy
- 2:1 safety factor at rated working pressure; 10"-12" - 350 PSI RWP, 14"-16" - 300 PSI RWP, 18"-36" - 200 PSI RWP

The Ford Meter Box Company considers the information in this submittal form to be correct at the time of publication. Item and option availability, including specifications, are subject to change without notice. Please verify that your product information is current. Our standard warranty applies.



The Ford Meter Box Company, Inc.
P.O. Box 443, Wabash, Indiana U.S.A. 46992-0443
Phone: 260-563-3171 / Fax: 800-826-3487
Overseas Fax: 260-563-0167
www.fordmeterbox.com

03/22/24

Submitted By: