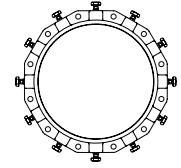


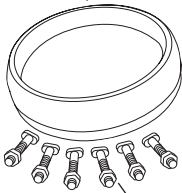
SUBMITTAL INFORMATION

Uni-Flange® Mechanical Joint Restraint - (UFR1500-CA-xx-Q-U style)

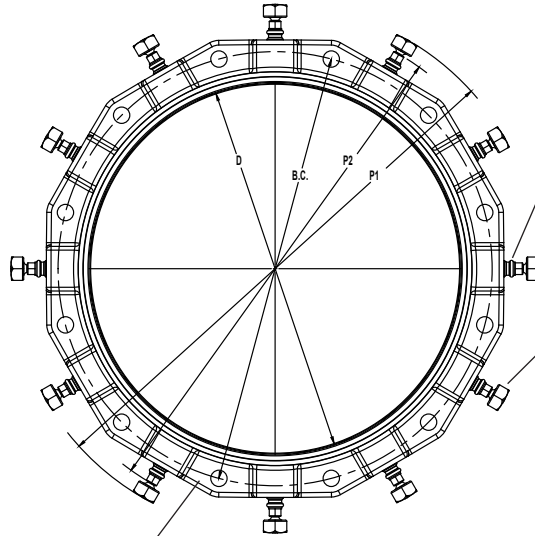


14" - 36" SERIES UFR1500-C MECHANICAL JOINT RESTRAINT FOR C900, C909 OR HDPE PIPE WITH 316 STAINLESS STEEL ACCESSORIES

Mechanical joint gasket



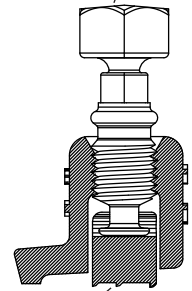
Set of Type 316 stainless steel t-bolts & nuts



Safety stop ensures ring segments can never be over-tightened

Ductile iron actuating screw, with the Auto-Tork break-away head design, ensures proper torque during installation

Auto-Tork Bolt



Restraint Segment

Ring segments are ductile iron per ASTM A536

Gland body is of high strength ductile iron per ASTM A536, grade 65-45-12. Compatible with all mechanical joints conforming to ANSI / AWWA C111 / A21.11

NOM. PIPE SIZE	PIPE O.D. (IN.)	CATALOG NUMBER	NO. OF RESTRAINT SEGMENTS	APPROX. WEIGHT (LBS.)	P1* (IN.)	P2** APPROX. (IN.)	BC (IN.)	D (IN.)	PRESSURE RATING				✓SUBMITTED ITEM(S)
									C900		C909		
									DR-18	DR-25	PC165	PC235	
14"	15.30	UFR1500-CA-14-Q-U	10	47	23.62	22.72	18.75	15.44	235 PSI	165 PSI	165 PSI	235 PSI	
16"	17.40	UFR1500-CA-16-Q-U	12	63	26.18	25.28	21.0	17.54	235 PSI	165 PSI	165 PSI	235 PSI	
18"	19.50	UFR1500-CA-18-Q-U	12	70	28.28	27.38	23.25	19.64	235 PSI	165 PSI	165 PSI	-	
20"	21.60	UFR1500-CA-20-Q-U	14	96	30.38	29.48	25.5	21.74	235 PSI	165 PSI	165 PSI	-	
24"	25.80	UFR1500-CA-24-Q-U	16	126	34.58	33.68	30.0	25.94	235 PSI	165 PSI	165 PSI	-	
30"	32.00	UFR1500-CA-30-Q-U	20	180	40.79	38.06	36.88	32.30	-	165 PSI	165 PSI	-	
36"	38.30	UFR1500-CA-36-Q-U	24	240	46.84	44.40	43.75	38.62	-	165 PSI	165 PSI	-	

*Maximum O.D. of gland on pipe before Auto-Tork heads are removed (as shipped)

**Maximum O.D. of gland on pipe after Auto-Tork heads are removed

Note: Ford recommends the use of a properly sized insert stiffener when using UFR1500 on HDPE

FEATURES

- Full circle contact and support of the pipe wall. The Series 1500 can be used on AWWA C900 PVC, AWWA C909 PVCO and HDPE pipe without any point loading
- Auto-Tork actuating screws with heads specially designed to twist off at the correct installation torque, leaving a hex head for future system maintenance or removal
- Set of type 316 stainless steel t-bolts and nuts per ASTM A193 and A194
- Mechanical joint gasket (AWWA C111) 14"-24" sizes, Uni-Seal gasket 30" and 36" sizes
- Series 1500 eliminates the need to pour expensive and time consuming concrete thrust blocks
- Restraining segments are mechanically retained in pockets
- Gland, screws and segments are black epoxy coated using the e-coat process
- Gland colored red for identification purposes

The Ford Meter Box Company considers the information in this submittal form to be correct at the time of publication. Item and option availability, including specifications, are subject to change without notice. Please verify that your product information is current. Our standard warranty applies.



The Ford Meter Box Company, Inc.
P.O. Box 443, Wabash, Indiana U.S.A. 46992-0443
Phone: 260-563-3171 / Fax: 800-826-3487
Overseas Fax: 260-563-0167
www.fordmeterbox.com



01/27/23

Submitted By: