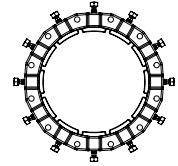
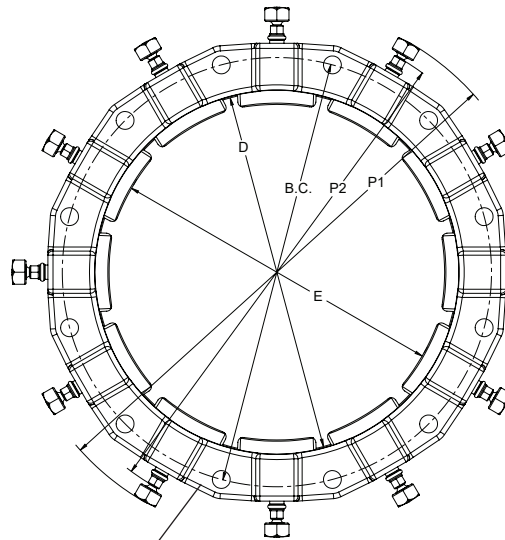


SUBMITTAL INFORMATION

Uni-Flange® Mechanical Joint Restraint - (UFR1500-S-xx-U style)

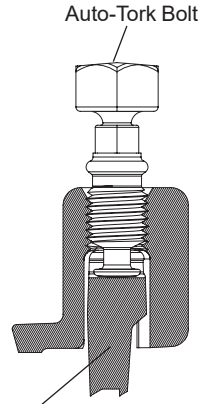


UFR1500-S MECHANICAL JOINT RESTRAINT FOR STEEL, IPS PVC OR HDPE PIPE



Safety stop ensures ring segments can never be over-tightened

Ductile iron actuating screw, with the Auto-Tork break-away head design, ensures proper torque during installation



Restraint Segment

Ring segments are ductile iron per ASTM A536

Gland body is of high strength ductile iron per ASTM A536, grade 65-45-12. Compatible with all mechanical joints conforming to ANSI / AWWA C111 / A21.11

NOM. PIPE SIZE (IN.)	PIPE O.D. (IN.)	CATALOG NUMBER	NO. OF RESTRAINT SEGMENTS	APPROX. WEIGHT (LBS.)	P1* (IN.)	P2** APPROX. (IN.)	BC (IN.)	D (IN.)	E (IN.)	PRESSURE RATING			✓ SUBMITTED ITEM(S)
										ASTM D2241		STEEL	
										SDR-21	SDR-26		
16	16.00	UFR1500-S-16-U	12	62	26.18	25.28	21.0	17.54	16.40	160 PSI	160 PSI	250 PSI	
18	18.00	UFR1500-S-18-U	12	78	28.28	27.38	23.25	19.64	18.50	160 PSI	160 PSI	250 PSI	
20	20.00	UFR1500-S-20-U	14	95	30.38	29.48	25.5	21.74	20.53	160 PSI	160 PSI	250 PSI	
24	24.00	UFR1500-S-24-U	16	125	34.58	33.68	30.0	25.94	24.48	160 PSI	160 PSI	250 PSI	

*Maximum O.D. of gland on pipe before Auto-Tork heads are removed (as shipped)

**Maximum O.D. of gland on pipe after Auto-Tork heads are removed

Note: Ford recommends the use of a properly sized insert stiffener when using UFR1500 on HDPE

FEATURES

- Full circle contact and support of the pipe wall. The Series 1500 can be used on steel, IPS PVC or HDPE pipe without any point loading
- Auto-Tork actuating screws with heads specially designed to twist off at the correct installation torque, leaving a hex head for future system maintenance or removal
- Series 1500 eliminates the need to pour expensive and time consuming concrete thrust blocks
- Restraining segments are mechanically retained in pockets
- Gland, screws and segments are black epoxy coated using the e-coat process
- Gland colored red and screws colored gray for identification purposes

The Ford Meter Box Company considers the information in this submittal form to be correct at the time of publication. Item and option availability, including specifications, are subject to change without notice. Please verify that your product information is current. Our standard warranty applies.



The Ford Meter Box Company, Inc.

P.O. Box 443, Wabash, Indiana U.S.A. 46992-0443

Phone: 260-563-3171 / Fax: 800-826-3487

Overseas Fax: 260-563-0167

www.fordmeterbox.com



01/14/25

Submitted By: