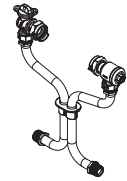


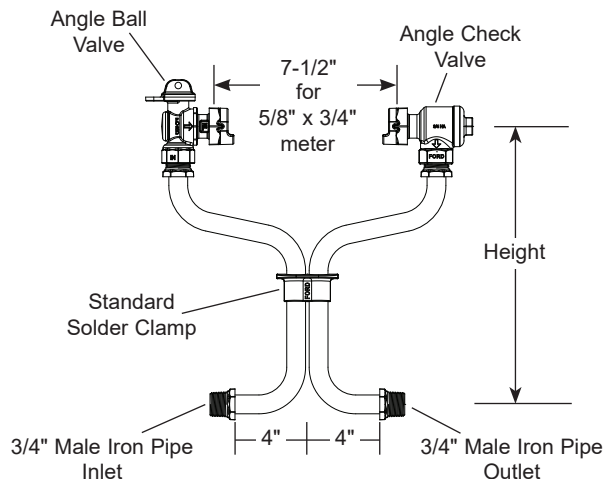
# SUBMITTAL INFORMATION

## 90 Series Coppersetter - (VBH92-xxW-MM-33xx-NL style)

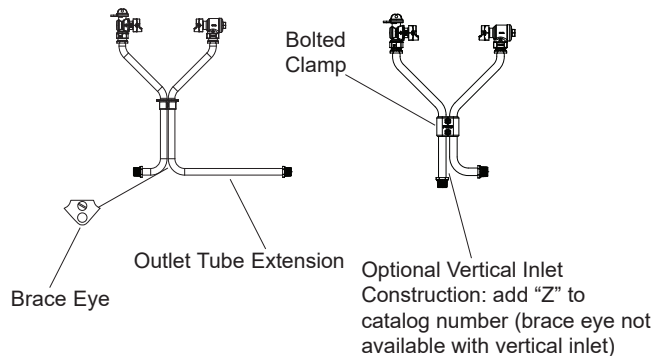


ANGLE BALL VALVE BY ANGLE CHECK VALVE (5/8" x 3/4" METER)

INTEGRAL MALE IRON PIPE THREADS INLET AND OUTLET



### Options



### Coppersetter Part Number

HEIGHT (INCHES)	APPROX. WT. LBS.	CATALOG NUMBER	✓ SUBMITTED ITEM(S)
12	5.0	VBH92-12W-MM-33xx-NL	
15	5.1	VBH92-15W-MM-33xx-NL	
18	5.4	VBH92-18W-MM-33xx-NL	
21	5.7	VBH92-21W-MM-33xx-NL	
24	6.0	VBH92-24W-MM-33xx-NL	
27	6.3	VBH92-27W-MM-33xx-NL	
30	6.6	VBH92-30W-MM-33xx-NL	

x = Add Option Code to catalog number if required. See tables below.

### Option Codes for 90 Series Coppersetters

OPTION	EXTENSION TO CATALOG NUMBER
Brace Eye	Add "E" to Cat. No.
Bolted Clamp Construction	Add "C" to Cat. No.
15" outlet tube extension	Add "A" to Cat. No.
15" outlet tube extension & brace eye	Add "H" to Cat. No.
15" outlet tube extension & bolted clamp	Add "F" to Cat. No.
18" outlet tube extension	Add "B" to Cat. No.
18" outlet tube extension & brace eye	Add "K" to Cat. No.
18" outlet tube extension & bolted clamp	Add "J" to Cat. No.

Add extension to catalog number. Example: VBH92-12W-MM-33A-NL

### Inlet Tube Options for 90 Series Coppersetters

OPTION	COPPERSETTER SIZE	INLET TUBE OPTION CODE
15" inlet tube extension	5/8" x 3/4"	Add "P" to Cat. No.
18" inlet tube extension	5/8" x 3/4"	Add "S" to Cat. No.
Vertical inlet extension	5/8" x 3/4"	Add "Z" to Cat. No.

Place catalog inlet tube code to the left of any other extension option from the top option table. Example: VBH92-12W-MM-33ZA-NL

### Service Line Size

INLET	OUTLET
3/4" Male Iron Pipe	3/4" Male Iron Pipe

### FEATURES

- All brass that comes in contact with potable water conforms to AWWA Standard C800 (ASTM B584, UNS C89833)
- The product has the letters "NL" cast into the main body for lead-free identification
- Brass components that do not come in contact with potable water conform to AWWA Standard C800 (ASTM B62 and ASTM B584, UNS C83600, 85-5-5-5)
- Certified to NSF/ANSI/CAN Standard 61 and NSF/ANSI/CAN Standard 372 where applicable
- Copper conforms to ASTM B75 or B88, UNS C12200
- All Ford® Setters are assembled with lead-free solder
- Saddle nuts hold the meter in place for tightening
- Brace eye is optional for all 90 Series Coppersetters with standard solder clamp
- Outlet tube extension and bolted clamp construction are optional on 90 Series
- 13/16" copper risers provide more flow capacity

The Ford Meter Box Company considers the information in this submittal form to be correct at the time of publication. Item and option availability, including specifications, are subject to change without notice. Please verify that your product information is current. Our standard warranty applies.



### The Ford Meter Box Company, Inc.

P.O. Box 443, Wabash, Indiana U.S.A. 46992-0443

Phone: 260-563-3171 / Fax: 800-826-3487

Overseas Fax: 260-563-0167

[www.fordmeterbox.com](http://www.fordmeterbox.com)

09/04/25

Submitted By: